

eABF® SWR® Enterprise Air-Jetted Fiber Cable

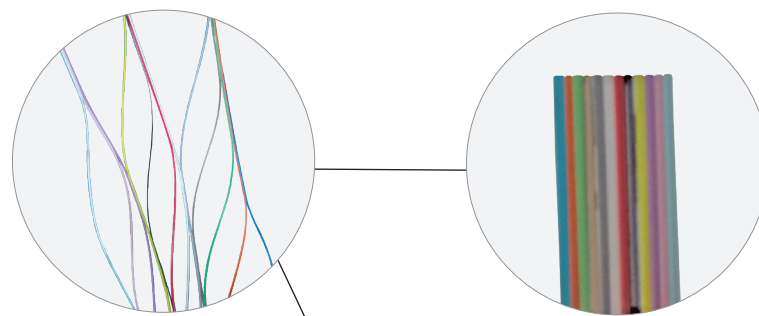
The AFL eABF SWR (SpiderWeb Ribbon®) is a new innovation that combines the best of ribbon fiber mass-fusion functionality and single fiber-bundle packing density to enterprise fiber optic structured cabling materials. The SWR fiber bundle used in this version of the eABF air-jetted fiber optic cable allows for the design of round, high-fiber density geometry yet offers the installer the ability to quickly and efficiently install MPO multi-fiber connectors or mass-fusion splicing without having to sort out and arrange individual fibers. In addition, because of SWR fiber binding system, the individual optical fibers can be easily separated and terminated as single fiber units.

The eABF SWR cable meets the interconnect standards of Telcordia GR-409 and is rated to meet NFPA/NEC flame-safety requirements as a stand-alone cable yet can be jetted thousands of feet in the Dura-Line FuturePath MicroDuct pathway system.

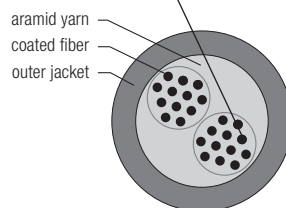
Features

- 24, 48, 72 and 144 fiber options increase design flexibility without increasing space or installation time (labor costs) requirements
- Riser and Plenum options for use in riser or plenum pathway environments (outside of micro-duct)
- Contains water-blocking components for additional fiber protection from accidental water exposure
- Innovative fiber-ribbon bonding allows for higher density cable than traditional flat, fiber-ribbon
- SpiderWeb Ribbon technology reduces cable diameter to improve pathway space and cooling channel efficiencies
- Cable can be routed within cable management pathways (outside of micro-duct)
- OM3, OM4 and single-mode optical fiber options which support easy migration to IEEE 802.3ba 40GbE and 100GbE applications
- Optimized for high-density terminations for excellent integration with MPO-based and mass-fusion spliced connectivity solutions
- Environment-safe materials reduces concern for handling of cables
- Cables can be de-installed and reused to meet LEED-design guidelines for green building initiatives

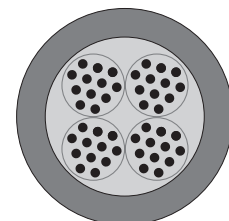
SWR Technology



Cable Components



24 Fiber eABF SWR



48 Fiber eABF SWR

continued
→



eABF® SWR® Enterprise Air-Jetted Fiber Cable

Ordering Information and Mechanical Data

DURA-LINE NO.	DESCRIPTION	FIBER TYPE	FIBER COUNT	NOMINAL DIAMETER		WEIGHT	MAX. TENSILE LOAD LBS (N)		MIN. BEND RADIUS INCHES (MM)	
				INCHES (MM)	LBS/KFT (KG/KM)		SHORT TERM	LONG TERM	SHORT TERM	LONG TERM
PLENUM										
20003524	MicroCable SWR Plenum ENT-A SMF-SWR-12	SMF-SWR	12	0.14 (3.5)	5.4 (8.0)	22 (100)	7 (30)	2.0 (56)	1.5 (35)	
20003525	MicroCable SWR Plenum ENT-A OM3-SWR-12	OM3-SWR	12	0.14 (3.5)	5.4 (8.0)	22 (100)	7 (30)	2.0 (56)	1.5 (35)	
20003526	MicroCable SWR Plenum ENT-A OM4-SWR-12	OM4-SWR	12	0.14 (3.5)	5.4 (8.0)	22 (100)	7 (30)	2.0 (56)	1.5 (35)	
20003374	MicroCable SWR Plenum ENT-A SMF-SWR-24	SMF-SWR	24	0.14 (3.5)	5.5 (8.2)	22 (100)	7 (30)	2.0 (56)	1.5 (35)	
20003375	MicroCable SWR Plenum ENT-A OM3-SWR-24	OM3-SWR	24	0.14 (3.5)	5.5 (8.2)	22 (100)	7 (30)	2.0 (56)	1.5 (35)	
20003376	MicroCable SWR Plenum ENT-A OM4-SWR-24	OM4-SWR	24	0.14 (3.5)	5.5 (8.2)	22 (100)	7 (30)	2.0 (56)	1.5 (35)	
20003306	MicroCable SWR Plenum ENT-A SMF-SWR-48	SMF-SWR	48	0.16 (4.0)	5.9 (8.8)	22 (100)	7 (30)	2.5 (60)	1.5 (35)	
20003307	MicroCable SWR Plenum ENT-A OM3-SWR-48	OM3-SWR	48	0.16 (4.0)	5.9 (8.8)	22 (100)	7 (30)	2.5 (60)	1.5 (35)	
20003308	MicroCable SWR Plenum ENT-A OM4-SWR-48	OM4-SWR	48	0.16 (4.0)	5.9 (8.8)	22 (100)	7 (30)	2.5 (60)	1.5 (35)	
RISER										
20003521	MicroCable SWR Riser ENT-A SMF-SWR-12	SMF-SWR	12	0.14 (3.5)	5.4 (8.0)	22 (100)	7 (30)	2.0 (56)	1.5 (35)	
20003522	MicroCable SWR Riser ENT-A OM3-SWR-12	OM3-SWR	12	0.14 (3.5)	5.4 (8.0)	22 (100)	7 (30)	2.0 (56)	1.5 (35)	
20003523	MicroCable SWR Riser ENT-A OM4-SWR-12	OM4-SWR	12	0.14 (3.5)	5.4 (8.0)	22 (100)	7 (30)	2.0 (56)	1.5 (35)	
20003425	MicroCable Riser ENT-SWR SM-24	SMF-SWR	24	0.14 (3.5)	5.5 (8.2)	22 (100)	7 (30)	2.0 (56)	1.5 (35)	
20003424	MicroCable Riser ENT-SWR OM3-24	OM3-SWR	24	0.14 (3.5)	5.5 (8.2)	22 (100)	7 (30)	2.0 (56)	1.5 (35)	
20003428	MicroCable Riser ENT-SWR OM4-24	OM4-SWR	24	0.14 (3.5)	5.5 (8.2)	22 (100)	7 (30)	2.0 (56)	1.5 (35)	
20003303	MicroCable Riser ENT-SWR SM-48	SMF-SWR	48	0.16 (4.0)	5.9 (8.8)	22 (100)	7 (30)	2.5 (60)	1.5 (35)	
20003304	MicroCable Riser ENT-SWR OM3-48	OM3-SWR	48	0.16 (4.0)	5.9 (8.8)	22 (100)	7 (30)	2.5 (60)	1.5 (35)	
20003305	MicroCable Riser ENT-SWR OM4-48	OM4-SWR	48	0.16 (4.0)	5.9 (8.8)	22 (100)	7 (30)	2.5 (60)	1.5 (35)	
20003446	MicroCable SWR Riser ENT-A OM3-SWR-72	OM3-SWR	72	0.18 (4.5)	6.3 (9.4)	22 (100)	7 (30)	2.7 (67)	1.8 (45)	
20003447	MicroCable SWR Riser ENT-A OM4-SWR-72	OM4-SWR	72	0.18 (4.5)	6.3 (9.4)	22 (100)	7 (30)	2.7 (67)	1.8 (45)	
20003448	MicroCable SWR Riser ENT-4 SMF-SWR-72	SMF-SWR	72	0.18 (4.5)	6.3 (9.4)	22 (100)	7 (30)	2.7 (67)	1.8 (45)	
20003882	MicroCable Riser ENT-SWR SM-144	SMF-SWR	144	0.28 (7.2)	56 (83)	22 (100)	7 (30)	7 (160)	4 (80)	

Optical Specifications

FIBER TYPE	MAXIMUM ATTENUATION (DB/KM)			OVERFILL LAUNCH MIN. BANDWIDTH (MHZ•KM)		EMB _c (MHZ•KM)	GIGABIT ETHERNET MIN. LINK DISTANCE (METERS)		10 GIGABIT ETHERNET MIN. LINK DISTANCE (METERS)	
	850 NM	1300 NM	1550 NM	850 NM	1300 NM		850 NM	1300 NM	850 NM	1300 NM
OM3	3.0	1.2	N/A	1500	500	2000	1000	550	300	—
OM4	3.0	1.2	N/A	3500	550	4700	1040	550	550	—
OS2	N/A	0.5	0.5	N/A	N/A	N/A	N/A	5000	N/A	10000

Qualifications

GOVERNING BODY	STANDARD CODE	COMPONENT
Telcordia	GR-409-CORE	Fiber Optic Cable
RoHS	2015/863	Fiber Optic Cable
UL	1666 (ONFR)	Riser Cables
NEC	2005 Art 770.51 (B)	Riser Cables
NFPA	262 OFNP	Plenum Cables

Temperature Specifications

TEMPERATURE RANGE	
INSTALLATION	0°C to +70°C
OPERATING	0°C to +70°C
STORAGE	-40°C to +75°C

*Not intended for outside plant access during operational use.

Contact AFL for further details.