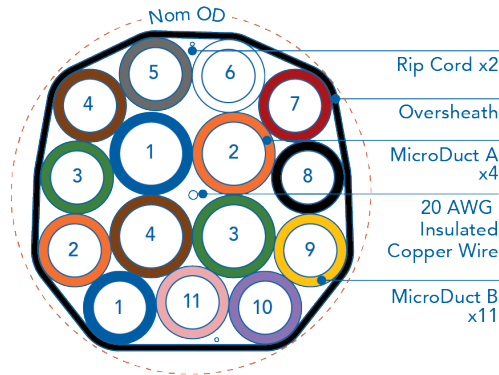





# FUTUREPATH HYBRID 15-WAY TECHNICAL SPECIFICATIONS




DUCT TYPES	MAX OD (IN)	HEIGHT (IN)	WIDTH (IN)	OVERSHEATH (IN)	WEIGHT (LB/FT)	BEND RADIUS SUP (IN)	BEND RADIUS UNSUP (IN)	SWPS (LB)
14/10mm + 16/12mm	2.70	2.42	2.42	0.050	0.946	36	61	5,015

† Safe working pull strength is calculated at 80% of tensile or breaking strength

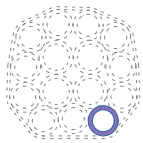
\* Unsupported Bend Radius guidelines should be followed during the installation process. The Supported Bend Radius are post-installation measurements.

## MICRODUCT A TECHNICAL SPECIFICATIONS



MICRODUCT SIZE	MAX OD (MM/IN)	MIN ID (MM/IN)
16/12mm	15.9/0.63	11.6/0.46

## MICRODUCT B DUCT TECHNICAL SPECIFICATIONS



MICRODUCT SIZE	MAX OD (MM/IN)	MIN ID (IN)
14/10mm	14/0.55	9.8/0.39